



msi[®]



MAFIA III

Game Key
Redemption



TOP PLAYER · TOP CHOICE

MSI  GAMING

Terms & Conditions



The game redemption starts **from 29 Oct 2016 to 31 Dec 2016** or while stocks last. MSI retains the right to make adjustments on sales bundle content without prior notice subject to any directions from a regulatory authority.

- Standard redemption submission might take 7 days, verified by MSI staff.
- Redemption with promotion code from specific shops/e-tailers, the game key will be delivered instantly.

Bundled models include : X99, Z170, C232 gaming series motherboards & Codex, Nightblade, Aegis gaming series desktops. The available models may vary in different countries.

This bundle is available in following countries :

Gaming Motherboard

SEA: Taiwan, Korea, Japan, Hong Kong, Australia, Vietnam, Indonesia, Philippines, Thailand, Bangladesh, India, Malaysia, Singapore, South Africa, Israel, Algeria, UAE, Lebanon, Saudi Arabia, Kuwait

America : USA, Canada, Peru, Chile

Europe : Belgium, Netherlands, Denmark, Finland, Norway, Sweden, Latvia, Lithuania, Romania, Slovenia, Croatia, Hungary, Greece, Bulgaria, Czech Republic, German, Spain, Portugal, France, UK, Italy, Poland, Russia, Turkey, Ukraine

Gaming Desktop

SEA: Taiwan, Japan, Australia, Philippines, Thailand, Israel, UAE

America : USA, Canada

Europe : Belgium, Netherlands, Denmark, Finland, Norway, Sweden, German, Spain, France, UK, Italy, Poland, Russia, Turkey





How To Redeem The Game Key

Step 1 : Go to MSI Member Center

REDEEM MY MAFIA III CODE

The game redemption starts from 29 Oct 2016 to 31 Dec 2016 or while stocks last. MSI retains the right to make adjustments on sales bundle content without prior notice subject to any directions from a regulatory authority. The available models vary in different countries.

Standard redemption submission might take 7 days, verified by MSI staff.

Redemption with promotion code from specific shops/e-tailers, the game key will be delivered instantly.

This bundle is available in following countries :

APAC: Taiwan, Korea, Japan, Hong Kong, Australia, Vietnam,

SEA/MEA: Indonesia, Philippines, Thailand, Bangladesh, India, Malaysia, Singapore, Vietnam / South Africa, Algeria, UAE, Lebanon, Saudi Arabia, Kuwait

America : USA, Canada, Peru, Chile

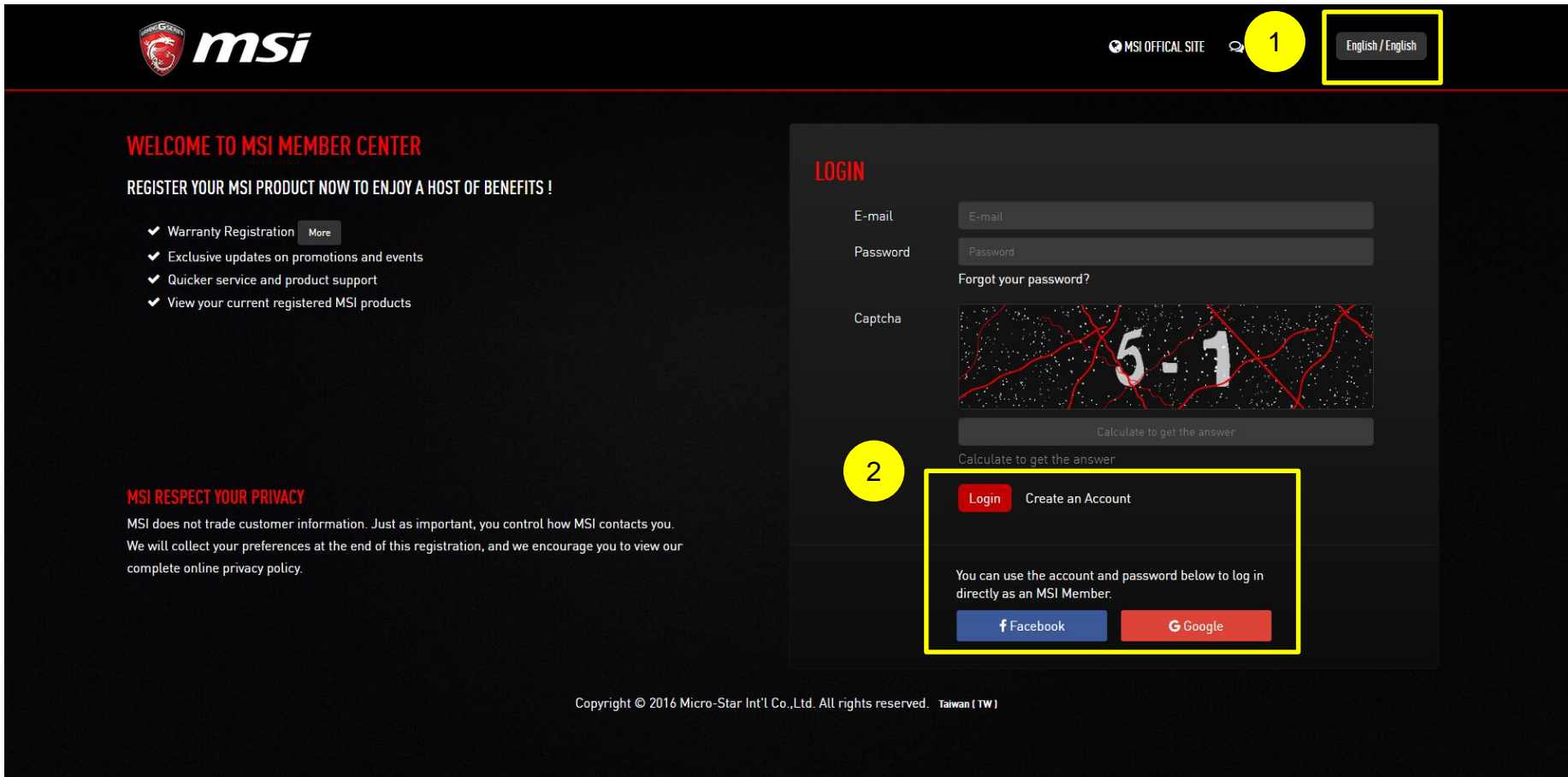
Europe : Belgium, Netherlands, Denmark, Finland, Norway, Sweden, Latvia, Lithuania, Romania, Slovenia, Hungary, Greece, Bulgaria, Czech Republic, German, Spain, Portugal, France, UK, Italy, Poland, Russia, Turkey, Ukraine

Read The
Redemption Instructions

Go To
MSI Member Center

1. Click "Go To MSI Member Center" Button on MAFIA III Landing Page

Step 2 : Register/Login to MSI Member Center



WELCOME TO MSI MEMBER CENTER

REGISTER YOUR MSI PRODUCT NOW TO ENJOY A HOST OF BENEFITS !

- ✓ Warranty Registration [More](#)
- ✓ Exclusive updates on promotions and events
- ✓ Quicker service and product support
- ✓ View your current registered MSI products

MSI RESPECT YOUR PRIVACY


MSI does not trade customer information. Just as important, you control how MSI contacts you. We will collect your preferences at the end of this registration, and we encourage you to view our complete online privacy policy.

LOGIN

E-mail

Password

Forgot your password?


Captcha 

You can use the account and password below to log in directly as an MSI Member.

Copyright © 2016 Micro-Star Int'l Co.,Ltd. All rights reserved. Taiwan (TW)

1. Select your preferred language
2. Create account by fulfilling member form or register by Facebook/Google+ account

Step 3 : Go to product registration page



SHATTER **DESKTOP** PERFORMANCE CLICHÉ



ALTER YOUR REALITY NOW

GEFORCE® GTX 1080 / GTX 1070 / GTX 1060
FULL GAMING NOTEBOOK LINEUP IS READY



PRODUCT REGISTRATION

Register your MSI product to enjoy advantages



DRIVER & SOFTWARE

Download driver, manuals, software and more



SERVICE CENTER

Get service and support for your MSI product

FORUMS

DISCUSS WITH OTHERS

Browse the knowledgebase, participate in discussions and get support from other end-users

GLOBAL ENGLISH FORUM

LOCAL FORUMS

SOCIAL MEDIA

CONNECT WITH MSI

MSI social media channels provide you with multiple ways to communicate with us

MSI GLOBAL FB

MSI GAMING FB

MSI VR FB

Scroll down the screen and find the “PRODUCT REGISTRATION”

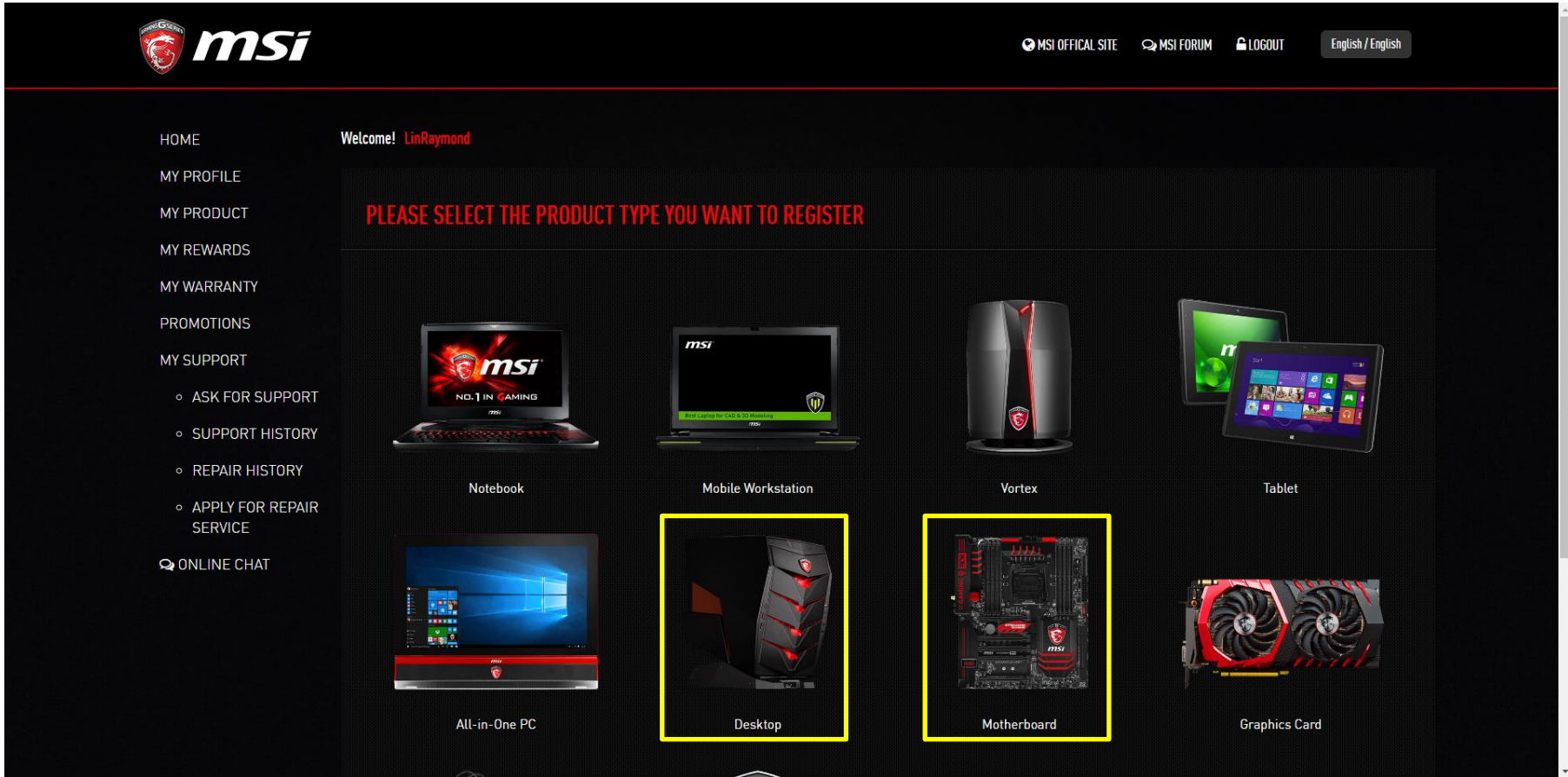
Step 4 : Start to register a product



The screenshot shows the MSI user account interface. The top navigation bar includes the MSI logo, 'MSI OFFICAL SITE', 'MSI FORUM', 'LOGOUT', and a language selector set to 'English / English'. The main content area is titled 'Welcome! LinRaymond'. On the left, a sidebar menu lists various account options: HOME, MY PROFILE, MY PRODUCT (highlighted with a yellow box and a yellow circle containing the number 1), MY REWARDS, MY WARRANTY (highlighted with a yellow circle containing the number 2), PROMOTIONS, MY SUPPORT (with sub-items: ASK FOR SUPPORT, SUPPORT HISTORY, REPAIR HISTORY, APPLY FOR REPAIR SERVICE), and ONLINE CHAT. The main content area features a 'MY PRODUCT' header and a '+ Register Product' button, both highlighted with yellow boxes.

1. Select “MY PORDUCT”
2. Click button with “+Register Product”

Step 5 : Select a product line



The screenshot shows the MSI website's registration interface. At the top left is the MSI logo. On the right, there are links for 'MSI OFFICIAL SITE', 'MSI FORUM', 'LOGOUT', and a language selector set to 'English / English'. A navigation menu on the left includes 'HOME', 'MY PROFILE', 'MY PRODUCT', 'MY REWARDS', 'MY WARRANTY', 'PROMOTIONS', 'MY SUPPORT', and 'ONLINE CHAT'. The 'MY SUPPORT' menu is expanded, showing options like 'ASK FOR SUPPORT', 'SUPPORT HISTORY', 'REPAIR HISTORY', and 'APPLY FOR REPAIR SERVICE'. The main content area features a welcome message 'Welcome! LinRaymond' and a prompt: 'PLEASE SELECT THE PRODUCT TYPE YOU WANT TO REGISTER'. Below this, eight product categories are displayed with images and labels: Notebook, Mobile Workstation, Vortex, Tablet, All-in-One PC, Desktop, Motherboard, and Graphics Card. The 'Desktop' and 'Motherboard' categories are highlighted with yellow rectangular borders.

Select the product line that your product belongs to.

Step 6 : Download register helper



msi

MSI OFFICAL SITE MSI FORUM LOGOUT English / English

HOME Welcome! LinRaymond

MY PROFILE

MY PRODUCT

MY REWARDS

MY WARRANTY

PROMOTIONS

MY SUPPORT

- ASK FOR SUPPORT
- SUPPORT HISTORY
- REPAIR HISTORY
- APPLY FOR REPAIR SERVICE

ONLINE CHAT

REGISTER HELPER

Download Register Helper

Please run the product register with the product you bought.
Please "DO NOT" close this page, waiting for the MSI Register Helper done, then click "Next".

msi PRODUCT REGISTER

Member email account

Product Serial Number

Submit

Download Try other register way

Fill with your Member email account

Download register helper. The computer you run the Helper should be your purchased motherboard/Desktop.

**If your purchased motherboard is not installed, please click "Try other register way" beside Download button.*

Step 6 : Submit registration data & click “Next” on this page



◦ APPLY FOR REPAIR SERVICE

ONLINE CHAT

Member email account

Product Serial Number

Submit

Download Try other register way

Fill with your Member email account

raymondlin@msi.com

Fill with Product Serial Number

[How to identify?](#)

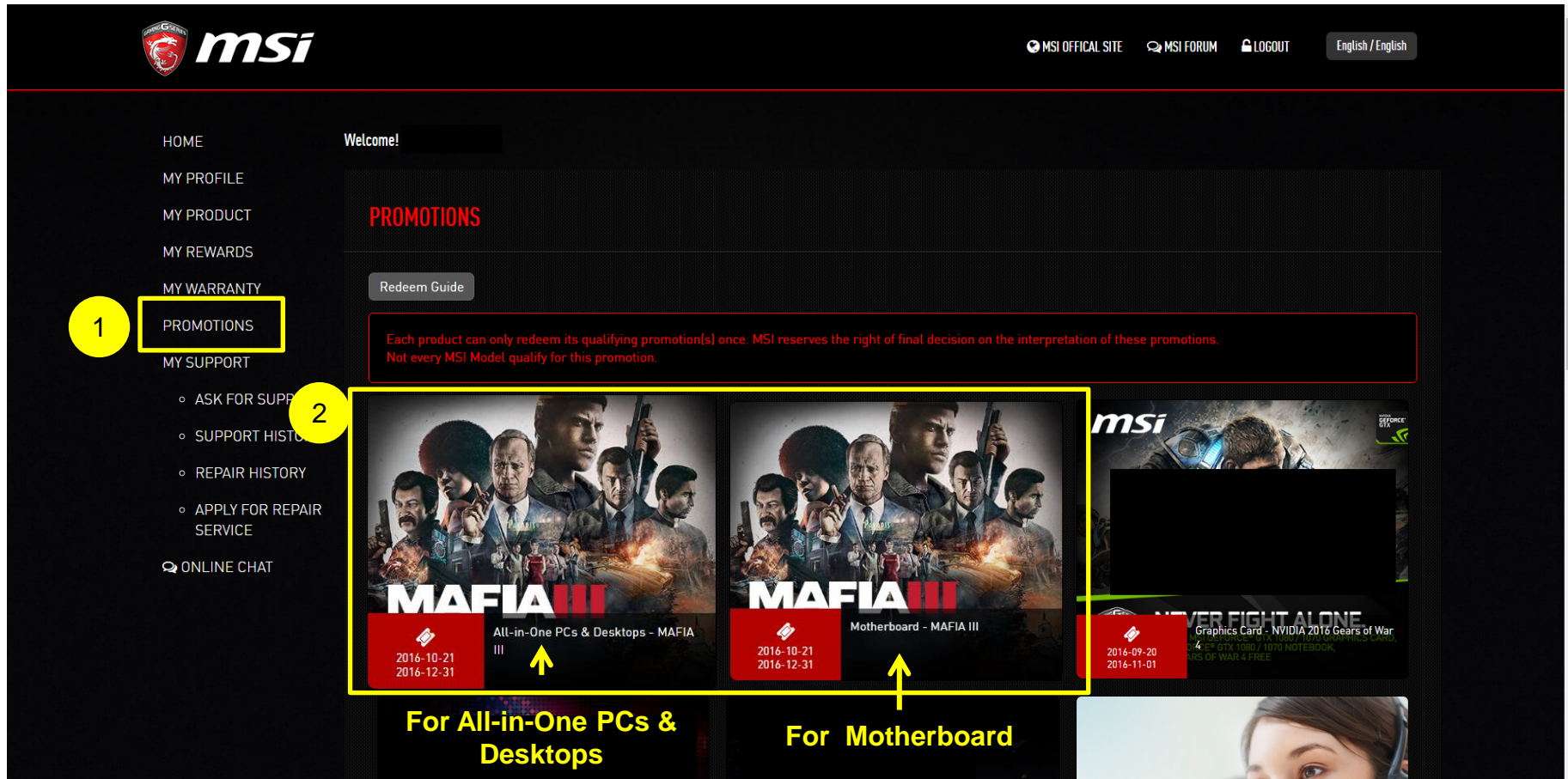
Click "Submit" to send registration data and back to this page to "Next" step.

Next

Copyright © 2016 Micro-Star Int'l Co.,Ltd. All rights reserved. Taiwan [TW]

Submit registration data with Register Helper
Back to this page and click red button with “NEXT”

Step 8 : Select the promotion you want to redeem



msi

MSI OFFICIAL SITE MSI FORUM LOGOUT English / English

HOME Welcome!

MY PROFILE

MY PRODUCT

MY REWARDS

MY WARRANTY

PROMOTIONS

MY SUPPORT

- ASK FOR SUPPORT
- SUPPORT HISTORY
- REPAIR HISTORY
- APPLY FOR REPAIR SERVICE
- ONLINE CHAT

Redeem Guide

Each product can only redeem its qualifying promotion(s) once. MSI reserves the right of final decision on the interpretation of these promotions. Not every MSI Model qualify for this promotion.

MAFIA III
All-in-One PCs & Desktops - MAFIA III
2016-10-21
2016-12-31

MAFIA III
Motherboard - MAFIA III
2016-10-21
2016-12-31

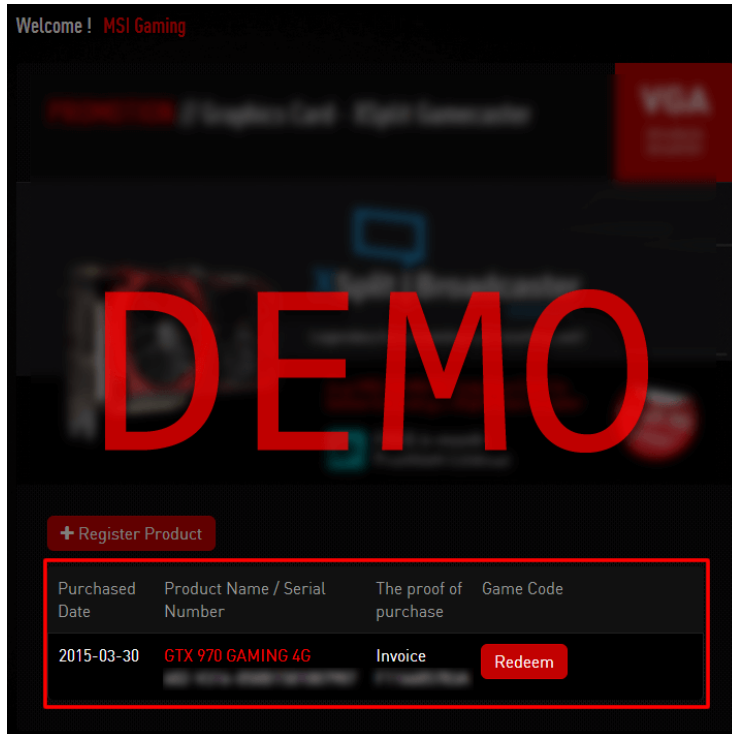
NEVER FIGHT ALONE
Graphics Card - NVIDIA 2016 Gears of War
2016-09-20
2016-11-01

For All-in-One PCs & Desktops

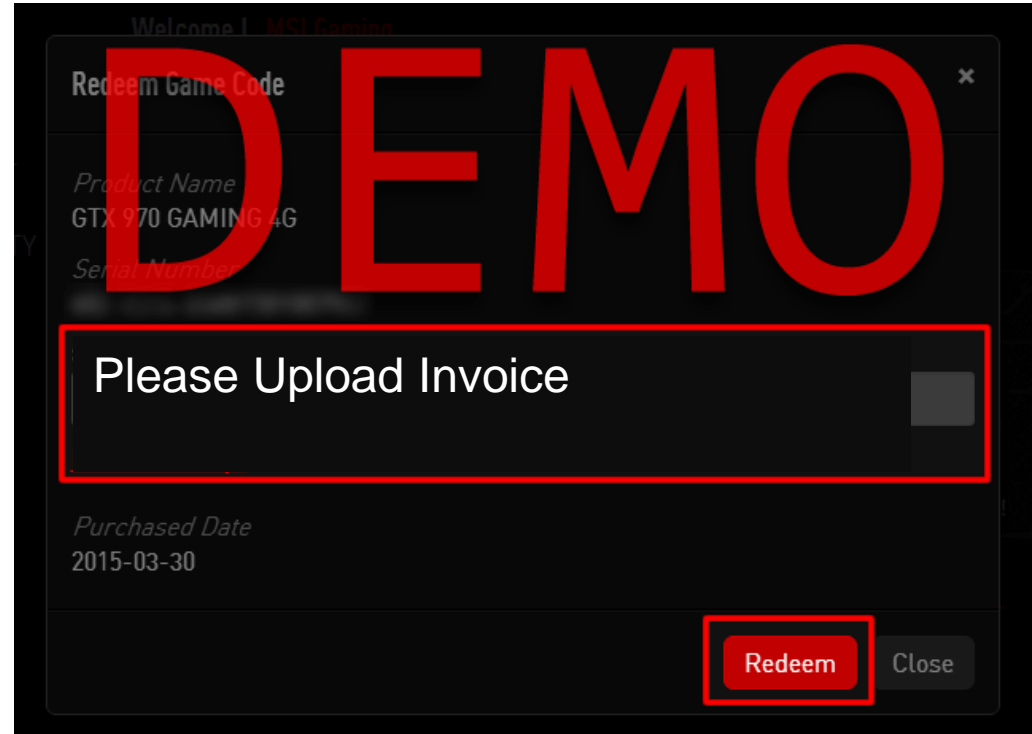
For Motherboard

1. Select "PROMOTIONS"
2. Click the promotion icon that you want to redeem

Step 9 : Provide invoice to verify your purchase



If you have registered a product, system will show which product he can use for promotion redemption.



To redeem the game code, you need to provide "Invoice" and click redeem.

MSI staff will verify the submission shortly. **Please make sure the invoice is recognizable and includes your registered product model name on it.** Or the redemption process may be stalled.

Photo and scan are acceptable.



Example of Uploaded Invoice

1 ABC PC BUILD

Bill Phone:
Work Phone:

2

Invoice Date	Customer Code	Terms	Order Date	Purchase Order Number	Salesperson	Ship Via
09/19/16			09/19/16			

Qty Ord	Qty Ship	Qty Bko	Item Description	SKU#/MFR#	Item Price	Amount
1	1		<p>3 MSI MSI Z170A GAMING M7 DESKTOP MOTHBOARD</p> <p>Salesperson Code:</p> <p>SERIAL #:</p> <p>Manufacturer's Rebate \$</p> <p>PLEASE NOTE: -----</p>	MSZ170AGM7 (Z170A GAMING M7)		

Please make sure your uploaded invoice having circled information.

1. Shops/Vendors' name
2. Invoice/Purchase date
3. Model name



Redeem Your
Promotion Code From
Shops/e-tailers

Step 1 - Redeem your promotion code



msi

MSI OFFICIAL SITE MSI FORUM LOGOUT English / English

HOME Welcome!

MY PROFILE

MY PRODUCT

MY REWARDS

MY WARRANTY

PROMOTIONS

MY SUPPORT

- ASK FOR SUPPORT
- SUPPORT HISTORY
- REPAIR HISTORY
- APPLY FOR REPAIR SERVICE

ONLINE CHAT

PROMOTIONS

Redeem Guide **I Have Promotion Code**

Each product can only redeem its qualifying promotion(s) once. MSI reserves the right of final decision on the interpretation of these promotions. Not every MSI Model qualify for this promotion.

MB Motherboard - MAFIA III
2016-09-20
2016-11-01

msi NEVER FIGHT ALONE Notebook - NVIDIA 2016 Gears of War 4
2016-09-20
2016-11-01

msi NEVER FIGHT ALONE Graphics Card - NVIDIA 2016 Gears of War 4
2016-09-20
2016-11-01

If your registered product is eligible for MAFIA III, there will be a “I Have Promotion Code” button. Use your promotion code from shop/e-tailer, you can have MAFIA III Game Key right away.


Step 2 – Enter your promotion code

A screenshot of the MSI website's promotion code entry form. The page has a dark background with a red header bar at the top containing the MSI logo and navigation links: "MSI OFFICAL SITE", "MSI FORUM", "LOGOUT", and a language selector "English / English". Below the header is a large red banner with the text "ENTER YOUR PROMOTION CODE". Underneath this banner is a grey box with the text "Enter Your Promotion Code" and a text input field with a dashed underline. At the bottom of the grey box are two buttons: "Cancel" on the left and "Next (Check your code)" on the right. At the very bottom of the page is the copyright notice: "Copyright © 2016 Micro-Star Int'l Co.,Ltd. All rights reserved. Taiwan (TW)".

Provide your promotion code, click “NEXT” and select your registered product at next page.

Step 3 – Get your game started!

MESSAGE



Congratulation on the purchase of your MSI® product!
Your **Motherboard - MAFIA III** activation code is:

ABCD-abcd-ABcd-abCD-AbCd-aBcD

This activation code & instructions to redeem game offers will be shown on the screen.
How to active **Motherboard - MAFIA III**
Landing page: https://gaming.msi.com/promotion/mb_2016_oct_mafia3.
Redeem page: <https://redeem.geforce.com/>.
Thank you!

Home

Congrats! Enjoy your MAFIA III !



msi[®]

NO. 1 IN **G**AMING