



msi

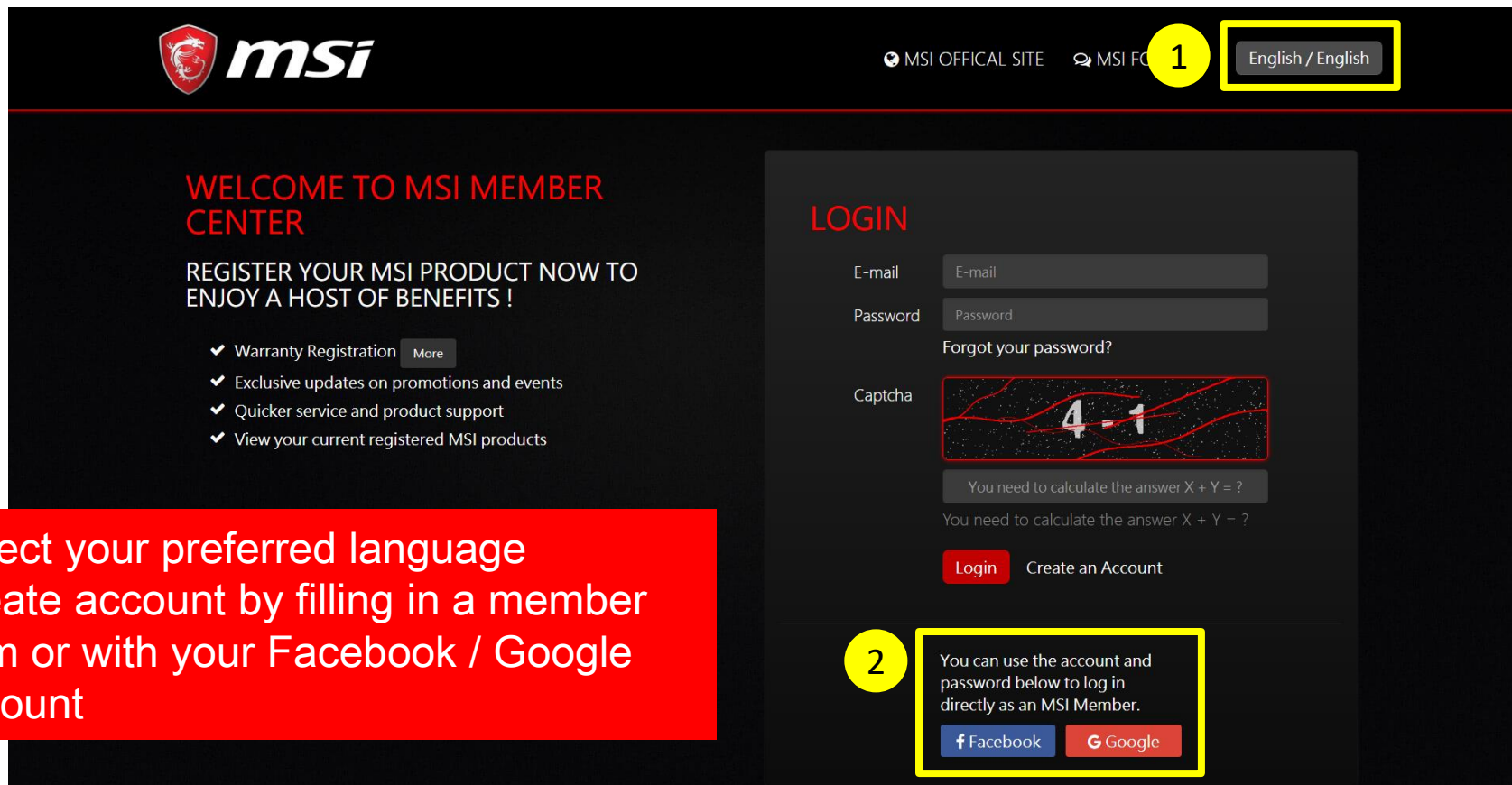
Standard Redemption Process

Step 1 : Go to MSI Member Center



Click the icon

Step 2 : Register/Login to MSI account



The screenshot shows the MSI Member Center website. At the top, there is a navigation bar with the MSI logo, links to the official site and forums, a language selector (English / English), and a yellow circle with the number 1. The main content area is divided into two sections. The left section, titled 'WELCOME TO MSI MEMBER CENTER', encourages users to register their MSI product to enjoy various benefits, including warranty registration, exclusive updates, quicker service, and viewing registered products. The right section, titled 'LOGIN', provides a form for logging in with an email and password, a link for 'Forgot your password?', and a captcha challenge. Below the login form, there are buttons for 'Login' and 'Create an Account'. A yellow circle with the number 2 is positioned next to a text box that states: 'You can use the account and password below to log in directly as an MSI Member.' Below this text are buttons for logging in with Facebook and Google accounts.

WELCOME TO MSI MEMBER CENTER

REGISTER YOUR MSI PRODUCT NOW TO ENJOY A HOST OF BENEFITS !


- ✓ Warranty Registration [More](#)
- ✓ Exclusive updates on promotions and events
- ✓ Quicker service and product support
- ✓ View your current registered MSI products

LOGIN

E-mail

Password

[Forgot your password?](#)

Captcha 

You need to calculate the answer $X + Y = ?$

You need to calculate the answer $X + Y = ?$

[Login](#) [Create an Account](#)

2 You can use the account and password below to log in directly as an MSI Member.

[f Facebook](#) [G Google](#)

Step 3 : Start to register a product



The screenshot shows the MSI user account interface. The top navigation bar includes the MSI logo, links to 'MSI OFFICIAL SITE', 'MSI FORUM', and 'LOGOUT', and a language selector set to 'English / English'. The left sidebar contains a navigation menu with the following items: HOME, MY PROFILE (highlighted with a yellow box and a yellow circle containing the number 1), MY PRODUCT, MY REWARDS, MY WARRANTY (highlighted with a yellow box and a yellow circle containing the number 2), PROMOTIONS, and MY SUPPORT. Under MY SUPPORT, there are links for ASK FOR SUPPORT, SUPPORT HISTORY, REPAIR HISTORY, and APPLY FOR REPAIR. The main content area is titled 'Welcome! AliceChen' and features a large 'MY PRODUCT' section with a red '+ Product Registration' button highlighted by a yellow box.

HOME

Welcome! AliceChen

1 MY PROFILE

MY PRODUCT

MY REWARDS

2 MY WARRANTY

PROMOTIONS

MY SUPPORT

- ASK FOR SUPPORT
- SUPPORT HISTORY
- REPAIR HISTORY
- APPLY FOR REPAIR

MY PRODUCT

+ Product Registration

1. Select "MY PRODUCT"
2. Click "+ Product Registration"

Step 4 :Select a product line



HOME Welcome! AliceChien

MY PROFILE

MY PRODUCT

MY REWARDS









MY WARRANTY

PROMOTIONS

MY SUPPORT

- ASK FOR SUPPORT
- SUPPORT HISTORY
- REPAIR HISTORY
- APPLY FOR REPAIR SERVICE

PLEASE SELECT THE PRODUCT TYPE YOU WANT TO REGISTER

 Notebook	 Mobile Workstation	 Desktop	 Vortex
 All-in-One PC	 Monitor	 Motherboard	 Graphics Card

Select the product line that your product belongs to

Step 5 :Enter Serial Number



Fill in the Serial Number of Monitor

You can also learn how to identify the Serial Number by clicking here!

Step 6 : Select the promotion you want to redeem



msi

MSI OFFICIAL SITE MSI FORUM LOGOUT English / English

HOME
MY PROFILE
MY PRODUCT
MY REWARDS
MY WARRANTY
1 PROMOTIONS
MY SUPPORT
ASK FOR SUPPORT
SUPPORT HISTORY
REPAIR HISTORY
APPLY FOR REPAIR SERVICE
ONLINE CHAT

Welcome! 歡迎光臨

PROMOTIONS

Redeem Guide I have Promotion Code

Each product can only redeem its qualifying promotion(s) once. MSI reserves the right of final decision on the interpretation of these promotions. Not every MSI Model qualify for this promotion.

2

LIGHT YOUR PULSE
Buy MPG Get SteelSeries Qck Prism and USD 30 STEAM WALLET Code FREE

FARCRY5
Buy any Radeon™ RX Vega GPU and get Far Cry® 5 FREE!

LIMITED STEAM VOUCHER GIVEAWAY: DON'T MISS OUT!!
Only for GPU: 16GB & 8GB
STEAM WALLET CODE
PROMOTION USD 50*

1. Select "PROMOTIONS"

2. Click the promotion icon that you want to redeem

Step 7 : Understand the terms and Conditions



MSI OFFICIAL SITE MSI FORUM LOGOUT

English / English

TERMS AND CONDITIONS

1. Event Duration and Enrolment.

From 18/05/2018 – 31/07/2018, participants ("You", "Your", as applicable) may enroll in the MSI "Light Your Pulse" promotion ("Event") while supplies last. To become eligible, You must complete the following steps:

- Agree to the Event Terms and Conditions
 - Provide copy of Your proof of purchase for MSI verification. Documentation must show Your registered product model name, invoice date, and shop/vendor name
 - Await MSI approval or rejection of Event eligibility. Verification may take 7 – 10 business days
 - If approved, the Steam wallet code will be emailed to Your MSI Member registered email. You can redeem the Steam wallet code through Steam's platform located at <https://store.steampowered.com/account/redeemwalletcode>. Delivery of physical redemption prize may take up to 2 – 4 weeks, or more due to customs clearance.
- Eligible MSI products: *MPG27C, MPG27CQ Gaming Monitor*
 - Eligible regions: *Australia, Austria, Belgium, China, Czech Republic, Denmark, Finland, France, Germany, Hong Kong, Ireland, Italy, Japan, Latvia, Netherlands, Norway, Poland, Portugal, Russia, Slovakia, Korea, Spain, Sweden, Switzerland, Taiwan. You must be a legal resident in the specified regions.*
 - This Event is only for eligible end user consumers and not businesses. MSI, MSI affiliates, subsidiary, manufacturer, business partner, distributor, wholesaler, reseller, retailer, or agency employees and their immediate families are not eligible to participate in this Event.*

2. Event Redemption Prize.

The Event redemption prize is one (1) SteelSeries Qck Prism and USD30 Steam Wallet Code.

3. Privacy Policy.

We may ask You for information during the Event enrolment and product redemption. Your email, name, product serial number, redemption code, purchase date, and address. In addition, we may indirectly gather information from you via cookies or web analytics. We will use the following manner: to run this Event, to verify Your eligibility, to contact You regarding the Event, to use solely for internal market studies for developing better products, and to use solely for internal market studies for developing better products, notices, etc.), and to use solely for internal market studies for developing better products, notices, etc.), and to use solely for internal market studies for developing better products, notices, etc.).

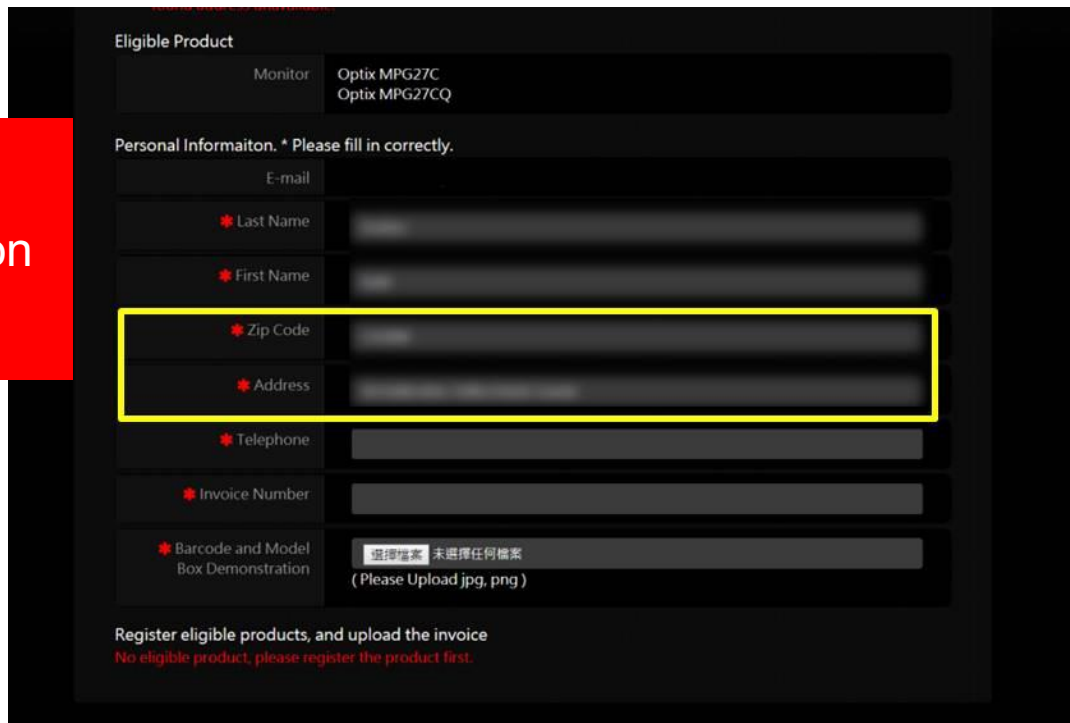
Because of the international nature of our business, we transfer information within the MSI group, and to third parties as referenced above, in connection with the purpose set forth in these terms and conditions. Therefore, we may transfer information to countries that may have different laws and data protection compliance requirements that those applicable in the country You are located.

Please read the terms carefully
To successfully redeem the bundle,
Your agreement is required

Step 8 : Provide information for giveaway shipment

Scroll down and fill in the blank
Please double check the information
you provided are correct

STEAM Wallet Code will be sent to
your MSI account E-mail and
SteelSeries Qck Prism to the address
you provided here



The screenshot shows a registration form with the following sections:

- Eligible Product**: A dropdown menu showing "Monitor" with options "Optix MPG27C" and "Optix MPG27CQ".
- Personal Informaton. * Please fill in correctly.**: A section with several input fields, each preceded by a red star icon:
 - E-mail
 - Last Name
 - First Name
 - Zip Code (highlighted with a yellow box)
 - Address (highlighted with a yellow box)
 - Telephone
 - Invoice Number
 - Barcode and Model Box Demonstration: A button labeled "選擇檔案" (Choose File) and text "未選擇任何檔案" (No file selected) with "(Please Upload jpg, png)" below it.
- Register eligible products, and upload the invoice**: A note at the bottom stating "No eligible product, please register the product first."

Step 9 : Provide invoice to verify your purchase



If you have registered a product, system will automatically show which product you can use for promotion redemption, and click "Redeem".

Upload your Invoice, and fill in Invoice Number

Photo and scan are acceptable.

Please make sure the invoice is recognizable and includes **vendors' name, registered product model name and invoice date**. Otherwise, the redemption process may be stalled.

Redeem Game Code

Product Name
Optix MPG27CQ

Serial Number

Invoice Upload

選擇檔案 未選擇任何檔案

Please resize the image to a with no greater than 1600px (.jpg, .gif, .png)

The invoice should include the model name, invoice date, and invoice number. (photo of printed invoice or screenshot of digital invoice)

Invoice Number

Purchased Date

Example of Invoice
please refer to next page

Example of Invoice



1

ABC PC BUILD

Bill Phone:

Work Phone:

2

Invoice Date	Customer Code	Terms	Order Date	Purchase Order Number	Salesperson	Ship Via
09/19/16			09/19/16			

Qty Ord	Qty Ship	Qty Bko	Item Description	SKU#/MFR#	Item Price	Amount
1	1		<div>3</div> MSI MSI Z170A GAMING M7 DESKTOP MOTHBOARD Salesperson Code: SERIAL #: Manufacturer's Rebate \$ PLEASE NOTE: -----	MSZ170AGM7 (Z170A GAMING M7)		

Please make sure your uploaded invoice includes the following information

1. Shops' / Vendors' Name
2. Invoice / Purchase Date
3. Model Name

Get your prize!



LIGHT YOUR PULSE

Buy MPG Get SteelSeries Qck Prism
and **USD 30 STEAM WALLET Code FREE**



Congratulation on the purchase of your MSI® product!

Your **Light Your Pulse** activation code is:

10 USD:
20 USD:

After the approval, please allow at least 2-4 weeks shipping time for SteelSeries Prism (Customs Clearance or other shipment issues are not included), and 2 weeks for Steam Wallet Code to your MSI account Email



msi[®]

TRUE  GAMING
SOME ARE PC, WE ARE GAMING